


# MEDICAL PRODUCTS

FOCUS ON PRECISION

MINTDEVICES



*"Leaders in Minimally Invasive Technology"*



 **SEILER**  
MEDICAL DIVISION

# SEILER MEDICAL PRODUCTS

---



## MULTIDISCIPLINARY AND SURGICAL

- EVOLUTION ZOOM
- ALPHA AIR SERIES ENT MICROSCOPES
- 900 SERIES COLPOSCOPES
- ACCESSORIES



## COMPOUND MICROSCOPES

- MICROLUX IV
- WESTLAB III
- SEILERSCOPE



## SURGICAL LOUPES

- SEILER SPORT LOUPES
- SEILER TITANIUM LOUPES
- LED HEADLIGHT

# MEDICAL OPERATING MICROSCOPES



## EVOLUTION ZOOM MULTIDISCIPLINARY

- Magnification Changer: Zoom 1:6 Motorized
- APOchromatic Objectives f=175mm-400mm
- 10x Widefield Eyepieces Standard (12.5x, 16x or 20x available)  
Diopter adjustment +6/-6
- LED Illumination + 100,000 LUX, 50,000 hour life  
Optional: Xenon Illumination: 180,000 LUX  
Optional: Halogen Illumination: 80,000 LUX
- Motorized 40mm Fine Focus
- Optional XY Unit range 50mm with automatic reset Button
- Control Unit: Multi-functional Display for illumination, focus, zoom, and automatic reset
- Hand/Foot Switch: 14 function foot pedal and 8 function hand control grip
- Standard 0-220° Inclinable Binocular Head



# MEDICAL OPHTHALMOLOGY MICROSCOPE



Our eyes are one of the most fragile organs in our body. When they require surgery, it is a meticulous and detailed procedure. The Seiler Evolution

Zoom Microscope for Ophthalmology provides a detailed look at all areas of the eye. With advanced features such as enhanced Red Reflex, this microscope is designed to provide accurate imaging during cataract surgery, laser eye surgery, and other precision eye surgeries. This microscope also features an XY movement pedal, perfect for hands-free operating. In addition to this state-of-the-art microscope with its built-in features, Seiler offers a variety of accessories to improve any surgeon operation. Items that can be added to this microscope include a beam splitter, camera equipment, an assistant teaching head, and Xenon light. All Seiler Microscopes feature APOchromatic lenses, LED illumination, and an ergonomic sitting position for superior comfort.



With Red Reflex



With Red Reflex




## ACCESSORIES



Motorized X-Y System



SRI Slim Image re-inverter system for vitrectomy surgery



Optional XY Footpedal



SeilerMax Adapter for use with wide angle, non-contact lenses

## EVOLUTION ZOOM FOR OPHTHALMOLOGY

- Magnification Changer: Zoom 1:6 Motorized
- APOchromatic Objectives f=175mm-400mm
- 10x Widefield Eyepieces Standard (12.5X, 16X, or 20X available)
- Diopter adjustment +6/-6
- LED Illumination + 100,000 LUX, 50,000 hour life
- Optional: Xenon Illumination: 180,000 LUX
- Optional: Halogen Illumination: 80,000 LUX
- Motorized 40mm Fine Focus
- Optional XY Unit range 50mm with automatic reset Button
- Control Unit: Multi-functional Display for illumination, focus, zoom, and automatic reset
- Hand/Foot Switch: 14 function foot pedal and 8 function hand control grip
- Standard 0-220° Inclined Binocular Head
- Optional Red Reflex



# ENT OPERATING MICROSCOPES



## ALPHA AIR 3 ENT SCOPE

- 3-Step Turret Magnification System
- 250mm Objective Lens
- Straight Binocular Head
- 10X Wide Field Eyepieces
- LED Illumination System: 150,000 LUX with 50,000 Hours of Life
- True Coaxial Through-the-Lens Illumination
- Red Free Filter Standard (Yellow and Green Filter)
- Standard Counterbalance System
- USB and 12V DC Power Support on Optic Pod
- Lifetime Warranty on Optics and Mechanics

### Optional:

- 175mm-400mm Objective Lens
- 45° Fixed-Inclined Binocular or Head 0-220° Binocular Head
- 12.5X, 16X and 20X Wide Field Eyepieces



## ALPHA AIR 6 ENT SCOPE

- 6-Step Turret Magnification System
- 250mm Objective Lens
- Straight Binocular Head
- 10X Wide Field Eyepieces
- LED Illumination System: 150,000 LUX with 50,000 Hours of Life
- True Coaxial Through-the-Lens Illumination
- Red Free Filter Standard (Yellow and Green Filter)
- Standard Counterbalance System
- USB and 12V DC Power Support on Optic Pod
- Lifetime Warranty on Optics and Mechanics

### Optional:

- 175mm-400mm Objective Lens
- 45° Fixed-Inclined Binocular Head or 0-220° Binocular Head
- 12.5X, 16X, and 20X Wide Field Eyepieces



## MOUNTING OPTIONS



FLOOR



HIGH WALL



WALL



CEILING



TABLETOP

# COLPOSCOPES

## SEILER'S 900 SERIES COLPOSCOPES

### Key Features:

- Smooth, 3-Step or 5-Step Turret Magnification System
- LED Illumination System
- APOchromatic Lenses
- 300mm Objective Lens Standard  
Optional: 175mm, 200mm, 250mm, or 400mm Lens
- Digital, Live Video and/or Image Capture System Available
- 12.5x Widefield Eyepieces Standard (10x or 16x available)
- Straight Binocular Head (Optional 45° Inclined and 0-220° Inclinal)
- Green Filter
- Lifetime Warranty on Optics and Mechanics



### 935 3-STEP COLPOSCOPES

Small Diameter Base on Roller Casters  
with Adjustable Vertical Post Height  
3 Levels of Magnification



### 955 5-STEP COLPOSCOPES

Comfort Mounting on Swing Arm Base  
Provides Small Footprint  
5 Levels of Magnification



### 985 OTS COLPOSCOPES

Over-the-Shoulder Mounting Removes  
Obstructions from the Working Field  
5 Levels of Magnification

## SEILER'S 900 SERIES COLPOSCOPE FOR HRA

### Key Features:

- Smooth, 5-Step Turret Magnification System
- LED Illumination System
- APOchromatic Lenses
- 300mm Objective Lens Standard  
Optional: 175mm, 200mm, 250mm, or 400mm Lens
- Digital, Live Video and/or Image Capture System Available
- 12.5x Widefield Eyepieces Standard (10x or 16x available)
- 45° Inclined Binocular Head (Optional Straight and 0-220° Inclinal)
- Green Filter
- Lifetime Warranty on Optics and Mechanics



### 955 5-STEP COLPOSCOPE FOR HRA

Comfort Mounting on Swing Arm Base  
Provides Small Footprint  
5 Levels of Magnification  
Fixed inclined 45 degree head



### 985 OTS COLPOSCOPE FOR HRA

Over-the-Shoulder Mounting Removes  
Obstructions from the Working Field  
5 Levels of Magnification  
Fixed inclined 45 degree head

# IMAGE CAPTURE PRO

"The perfect documentation tool"

LIVE CAPTURE OF HD IMAGES AND VIDEO AVAILABLE ON ALL MODELS



GO PRO HERO 4



DIGITAL DSLR CAMERA  
OPTIONS: CANON EOS, NIKON D SERIES,  
SONY NEX



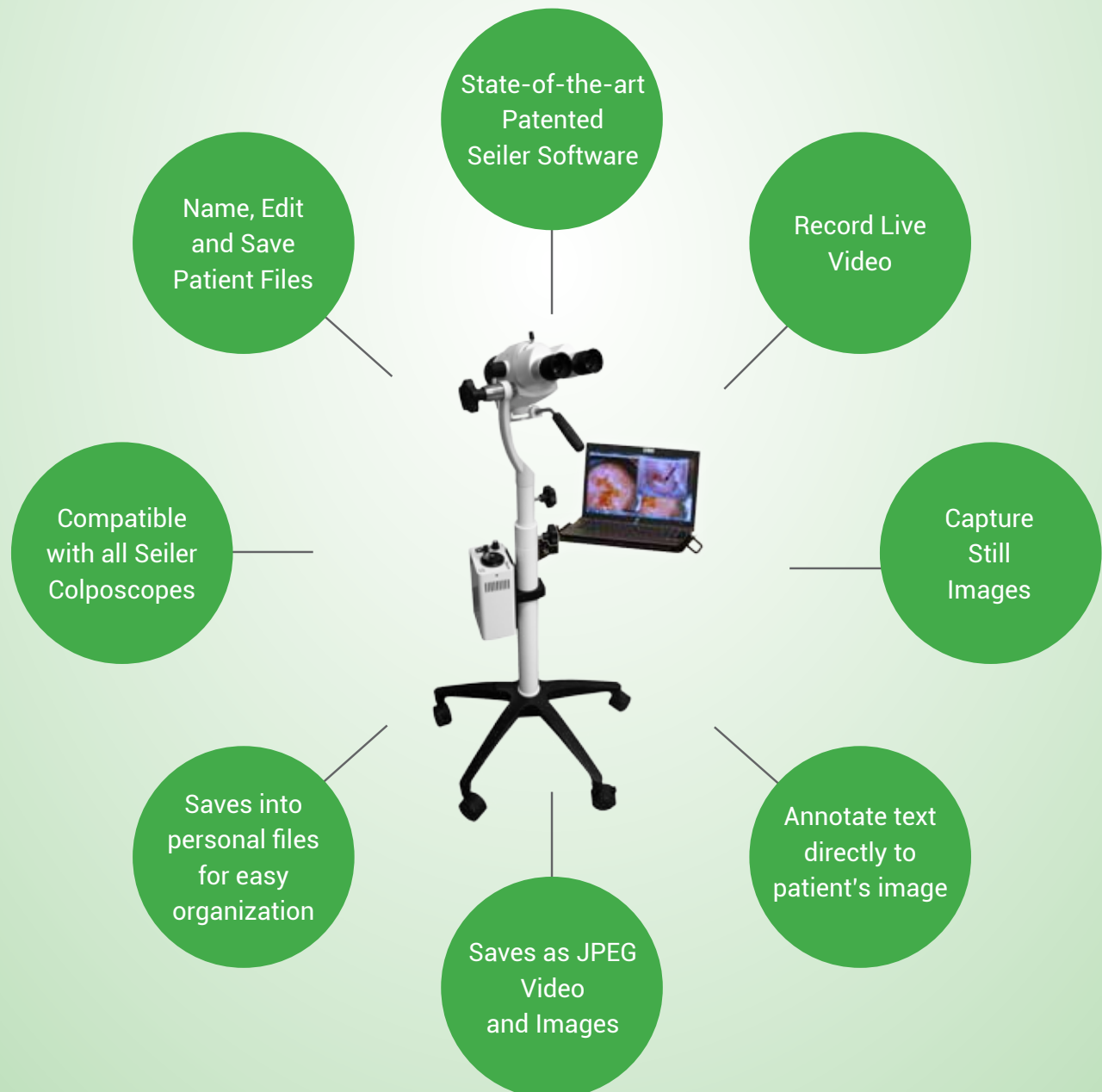
S-VIDEO



IMAGE CAPTURE  
SYSTEM  
(REQUIRES CCD VIDEO CAMERA)



HD STREAMING  
VIDEO



# MICROSCOPE & COLPOSCOPE ACCESSORIES



## ASSISTANT TEACHING HEAD

Allows a second user to view the same procedure.



## 0-220° BINOCULAR HEAD

The inclinable head allows for a full 0-220° rotation. Seiler offers: 0-220° inclinable, straight, and 45° inclined binoculars.



## WIDE-FIELD EYEPIECES

Standard 10x and 12.5x with eye guards, optional 16x and 20x.



## LASER FILTERS

2 different laser filters available. Contact your Seiler representative for details.



## BEAMSPLITTER

Specially designed to create the highest quality imagery. The port contains a 50/50 side for digital and 80/20 for video. Optional 50/50-50/50 available.



## EXTENDER ROTATION DEVICE

Extends user 5" from the optical pod and allows user to manipulate direction of optical pod while keeping head straight for a better ergonomic position.



## IRIS DIAPHRAGM

Allows the user to control the iris to give a much deeper depth of field.



## GO PRO HERO

Hero has been specially modified so you can select the right setting for any given shot or capture up to 4k video.



## DSLR CAMERA ADAPTER

Easily attach specific Sony, Canon, or Nikon DSLR camera directly to the microscope for high quality, razor sharp images. DSLR adapter sold separately.



## HD LIVE VIDEO CAMERA

View live true HD video crisp and clear. This camera provides 1080p high resolution streaming video. F65-VA adapter sold separately.



## S-VIDEO CAMERA

Camera used in conjunction with Seiler's Image Capture Pro. F65-VA adapter sold separately.



## VARIO FOCUS

Never change an objective again. Stay in focus from 200mm to 350mm by simply turning the fine focus knob.



# COMPOUND MICROSCOPES

## MICROLUX IV SERIES



### Specifications:

- 5 Infinity Corrected Plan Objectives: 4x, 10x, 20x, 40x, and 100x oil
- Seidentopf Binocular Head, 30° Inclined, 360° Rotation
- Kohler Illumination System: Halogen 12V-20W (LED optional)
- Eyepiece: WF10X/20mm
- Interpupillary Distance: 50-75mm
- Coaxial Coarse and Fine Focusing Control
- Nose piece: Reversed Quintuple Click-Stop Revolving Mechanism with Multiple Ball Bearings
- Condenser: Abbe Type N.A.=1.25 With Iris Diaphragm
- Double Layer Mechanical Stage with Removable Slide Holder, 190x140mm
- Travel Stage Area 78x55mm with A Right-Hand Stage Handle
- Anti-Fungal Systems
- 110V-240V Universal Power Supply
- Limited Lifetime Warranty

### Available Configurations:

- Camera attachments - DSLR, HD Video and CCD Video
- Dual Teaching Head
- MOHS for dermatology procedures
- Phase contrast
- Simple polarization kit



# COMPOUND MICROSCOPES

---

## WESTLAB III SERIES



### Specifications:

- Infinity-Plan Objectives: 4x, 10x, 40x, and 100x oil
- 12V 20W Halogen Illumination
- Seidentopf Binocular Head, 30° Inclined, 360° Rotation
- Eyepiece: WF10X/20mm
- Interpupillary distance: 50-75mm
- Reversed Quadruple click-stop nose piece
- Coaxial Coarse And Calibrated Fine Focus Control
- Condenser: Abbe Type N.A.=1.25 With Iris Diaphragm
- Mechanical stage with removable slide holder 142 x 140mm; travel area with a right-hand stage handle
- Anti-Fungal System
- 100V – 240V universal power supply
- Optional: Live Video Feature
- Limited Lifetime Warranty

### Available Configurations:

- Camera attachments - DSLR, HD Video and CCD Video
- Dual Teaching Head
- Simple polarization kit

---

## SEILERSCOPE SERIES



### Specifications:

- Achromat Objectives: 4x, 10x, 40x, and 100x oil
- Seidentopf Binocular Head, 30° Inclined, 360° Rotation
- Eyepieces: WF10X/18mm
- 6V20W Halogen Illumination
- Coaxial Coarse And Calibrated Fine Focus Control
- Graduated, Right Hand Double Plated Mechanical Stage
- Reversed Four-Hole Nose piece
- Focusing Tension Adjustment Knob
- Condenser: Abbe Type N.A.=1.25 With Iris Diaphragm
- 100V – 240V universal power supply
- Anti-Fungal System
- Optional Accessories: Live Video, Plan Objectives
- Lifetime Warranty

### Available Configurations:

- Camera attachments - DSLR, HD Video and CCD Video

# MEDICAL SURGICAL LOUPES

## SURGICAL LOUPES



- 2.5x, 3.0x and 3.5x magnifications. Provides vision not attainable with the naked eye.
- HIGH RESOLUTION – highest grade glass for excellent clarity.
- WATER SEALED – optics are sealed to prevent dust and moisture.
- DOUBLE HINGE FLIP-UP DESIGN – for superior optical alignment.
- GREAT DEPTH OF FIELD – comfortably extends the natural accommodation capability of the human eye.
- WIDE-FIELD – highly corrected optics that allows the entire mouth to be viewed.
- WORKING DISTANCE – Short (340mm or 13.4 inches), Regular (420mm or 16.5 inches), Long (500mm or 19.7 inches).

All Seiler loupes allow the user to set your interpupillary, convergence and declination angle for perfect optical alignment.

### FRAME STYLES



Available Colors:

-  Metallic Blue
-  Metallic Red
-  Metallic Silver
-  Black

#### TITANIUM

Lightweight titanium frames allow the user to adapt an RX lens to the loupes.



Available Colors:

-  Metallic Silver
-  Black

#### SPORT

The Sport Frame is a large durable frame that offers added protection against splash-back and debris.

### MAGNIFICATION LEVELS

#### 2.5X

The entry level magnification that provides a wide field of view, which is exceptionally easy to get used to and is the most common magnification bought.

#### 3.0X

The intermediate magnification level of which is good for a user that is familiar with loupes or has a need for additional magnification not provided by the 2.5x power.

#### 3.5X

The most powerful loupe level in the Seiler Line of Loupes. This magnification level is used for specialists and users that have a smaller working field.

### WORKING DISTANCE

#### SHORT | 13.4" (340MM)

The short working distance is 13.4 inches or 340mm.

#### REGULAR | 17" (420MM)

The regular working distance is 16.5 inches or 420mm. The regular working distance is the most common working distance.

#### LONG | 19" (500MM)

The long working distance is 19.7 inches or 500mm. The long working distance is generally used by a tall person.


## LED HEADLIGHT

The Seiler LED Loupe Light is designed with precision engineering to provide the brightest light available. Additional features are:

- Ultra Lightweight Design.
- Over 50,000 LUX.
- Supplies bright, white, shadow-free light.
- Variable Illumination
- Rechargeable Battery Pack makes this a complete portable, compact unit that allows the user freedom of movement.
- Seiler's high quality LED Light operating life expectancy is approximately 500 charge/discharge cycles.



# MINTDEVICES



*"Leaders in Minimally Invasive Technology"*

Mint Devices (Australia) Pty Ltd  
PO Box 290 Potts Point NSW 2011  
[info@mintdevices.com.au](mailto:info@mintdevices.com.au)  
[www.mintdevices.com.au](http://www.mintdevices.com.au)  
+61 2 8090 0994



[info@seilermicroscopes.com.au](mailto:info@seilermicroscopes.com.au)  
[www.seilermicroscopes.com.au](http://www.seilermicroscopes.com.au)  
[www.mintdevices.com.au](http://www.mintdevices.com.au)